

# Discover the latest features and improvements to My projects

We would like to introduce you to the latest features and improvements in the My projects environment. From faster and more user-friendly project management to adding products directly to multiple locations: these updates make it even easier to work on your current projects. Read on quickly and find out for yourself!

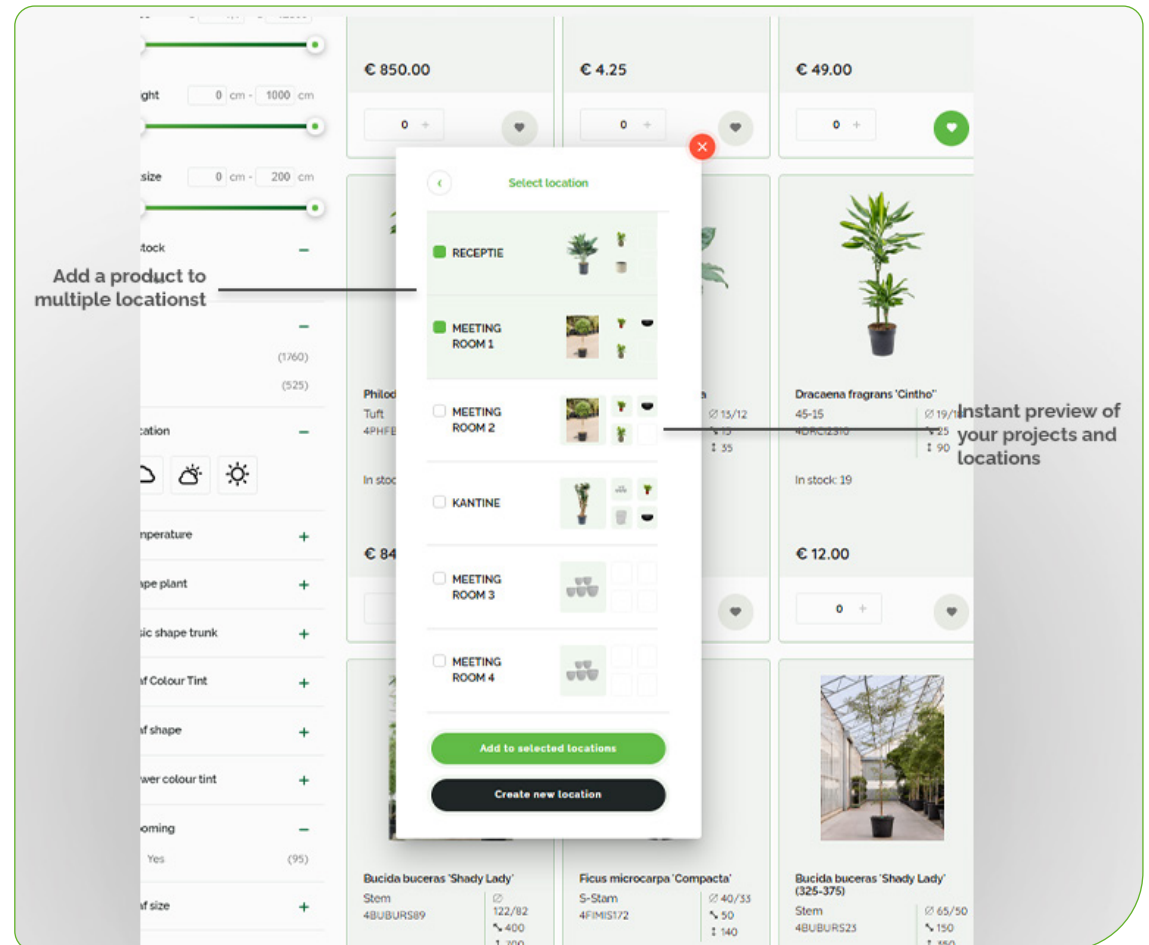
## Add product to project and locations

### Add a product to multiple locations

It is now possible to add a product directly to several or all locations in your projects. You do this by ticking the relevant locations. Previously, you could add a product to one location at a time.

### Instant preview of your projects and locations

When you want to add a product to a project and locations, you will immediately see a preview of the products already placed in the project or locations. By clicking on these images, you can open the project and select the locations.



# My projects environment

## Sort your projects as you wish

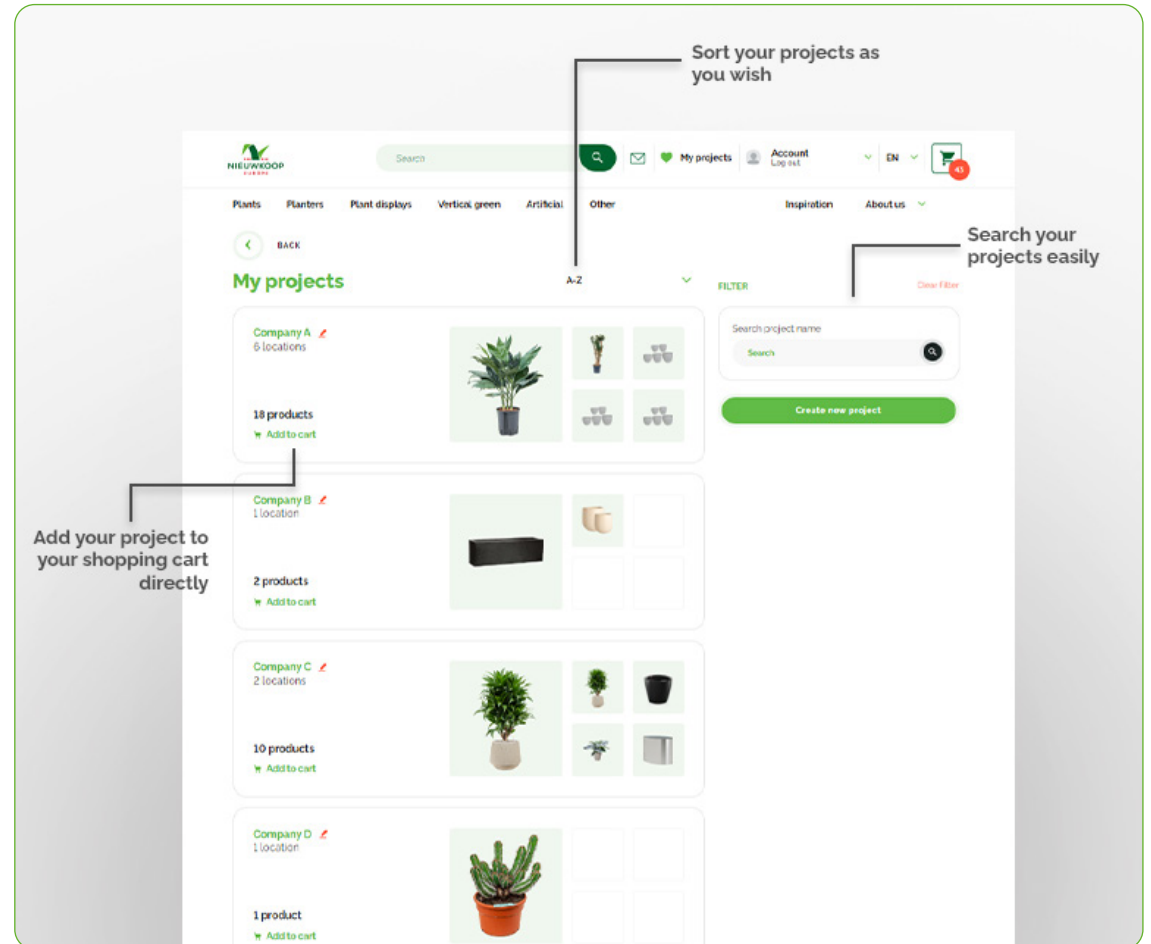
In your My projects environment, you can now sort your list of current projects in different ways. The default sorting is alphabetical from A-Z, but it is also possible to sort the list by Z-A, last modified, last created and first created. This makes the environment even more personalised.

## Search your projects easily

It is now possible to search the My projects environment by project name. On the right-hand side of the screen you will see a search bar allowing you to filter the projects by name. Here it is also possible to search by part of the project name. The number of results found for the search term you entered is visible above the list of search results. Via 'Clear filter' you clear the search term and see your entire project list again.

## Add your project to your shopping cart directly

From the My projects environment, you can directly add an entire project to your shopping basket. Previously, this was only possible on the project page. As soon as you click on 'Add to cart', you are informed that all products of the project in question have been added to your shopping cart. If the project contains products that are no longer available at that time, you are notified that you have to remove them first.



# Your project page with locations

## Receive your project in your mail

It is now possible to receive your projects with all product information in your e-mail. Click on the arrow next to the project name and choose the desired file type (pdf with or without images and/or Excel) to send the file directly to yourself.

## Total price of your project immediately visible

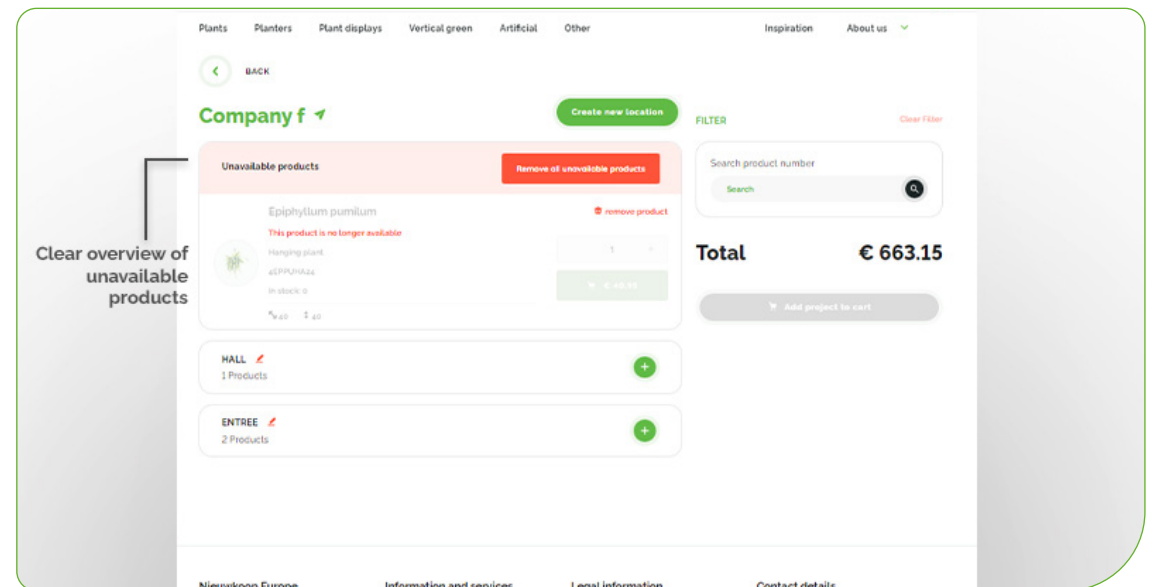
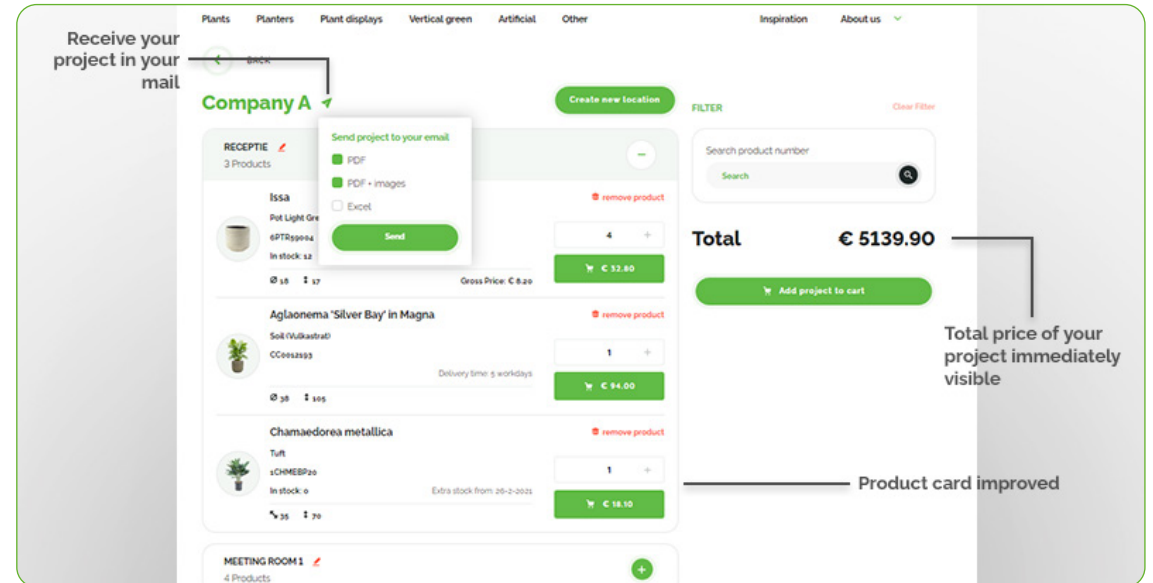
Every project page now shows the total price of the entire project. This price changes automatically when you add or remove products from the project. Unavailable products are not included in the visible total price.

## Product card improved

When you expand a location, you see the product card, which now shows additional product information. For example, new or discounted products are shown with the appropriate label, and for products with an order quantity higher than 1, you now also see the gross price per piece. In addition, more stock and delivery time information is visible and you can click through to the corresponding product on the website via the product photos and names.

## Clear overview of unavailable products

If one or more products in your project are not available, it is not possible to add this project to your shopping cart. After attempting to add that project to your shopping cart, you now see a clear overview of all products that are no longer available at the top of the page. You can easily remove these from your project at once, so that you can then add the project to your shopping cart.



# Further improvements

## Project reference visible in shopping cart

For products added to a project as of today, a reference to that project and its location will be visible when you place the project in your cart. This reference is also visible in the order details once the order is confirmed.



## See the advised price of products and projects

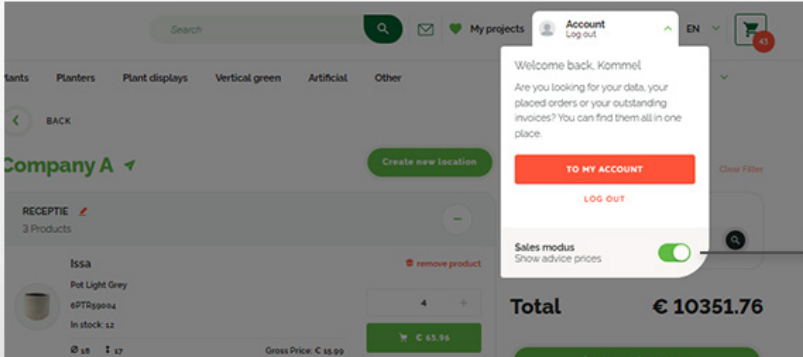
As with all other prices on the website, the prices of products in projects also change automatically when using the Sales modus. This shows the advised price for products. The total price of your project also automatically changes accordingly.

## Dynamic character limit visible

Several text fields, such as the project name, have a character limit. This limit is now indicated and counts up and down automatically when you are typing. This way you can immediately see how many characters you can still use.

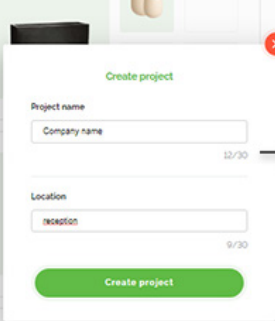


In your basket					
		Variety	Dimensions		In stock
Project reference visible in shopping cart		<b>Croton (Codiaeum) variegatum 'Mrs. Iceton'</b> 1CRICVT14 COMPANY X   MEETING ROOM FIRST FLOOR € 9615	Branched	width 80 cm height 190 cm potsize 30/26	35
		<b>Dracaena fragrans 'Cintha'</b> 4DRCI2510 COMPANY X   RECEPTION € 12,00	45-15	width 25 cm height 90 cm potsize 19/18	19 Extra stock from 4-4-2023



The screenshot shows a project summary for 'Company A' with a 'RECEIPT' section listing 3 products. A modal is open for account management, displaying a welcome message and options to 'TO MY ACCOUNT' or 'LOG OUT'. The 'Sales modus' toggle is also visible. The total price is € 10351.76.

See the advised price of products and projects



The 'Create project' modal form is shown, with fields for 'Project name' (Company name, 12/30) and 'Location' (reception, 9/30). A 'Create project' button is at the bottom.

Dynamic character limit visible



Your green fulfilment partner

